

Market Review and Outlook

The Qatar Stock Exchange (QSE) Index went up by 48.31 points or 0.5% during the week to close at 10,257.21. Market capitalization marginally rose 0.2% to reach QR607.4 billion (bn) compared with QR606.0bn at the end of the previous trading week. Of the 50 traded companies, 28 ended the week higher, 21 ended lower, while one was the same. Widam Food Company (WDAM) was the best performing stock for the week, going up 9.4%. Whereas, Salam International (SIIS) was the worst performing stock for the week, down 4.4%.

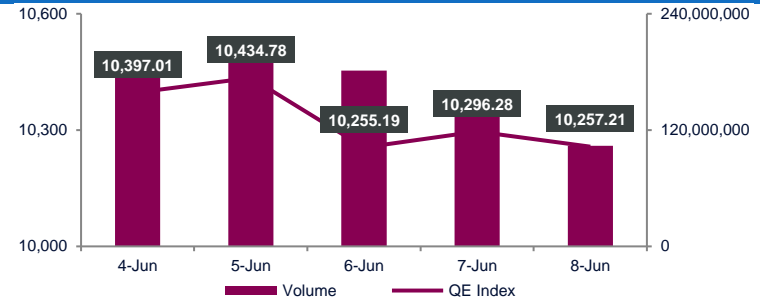
Commercial Bank (CBQK), Qatar Islamic Bank (QIBK) and Mesaieed Petrochemical Holding Company (MPHC) were the primary contributors to the weekly index gain. CBQK and QIBK added 39.01 and 11.17 points to the index, respectively. Further, MPHC added another 10.40 points.

Traded value during the week fell 47.9% to QR2,252.0mn from QR4,318.7mn in the prior trading week. Industries Qatar (IQCD) was the top value traded stock during the week with total traded value of QR243.6mn.

Traded volume dropped 42.4% to 836.3mn shares compared to 1,450.7mn shares in the prior trading week. The number of transactions dipped 20.0% to 86,432 vs 108,067 in the prior week. Mazaya Real Estate Development (MRDS) was the top volume traded stock during the week with total traded volume of 93.6mn shares.

Foreign institutions turned bullish, ending the week with net buying of QR38.9mn vs. net selling of QR38.5mn in the prior week. Qatari institutions remained bearish with net selling of QR56.5mn vs. net selling of QR76.7mn in the week before. Foreign retail investors ended the week with net buying of QR0.1mn vs. net buying of QR32.5mn in the prior week. Qatari retail investors recorded net buying of QR17.4mn vs. net buying of QR82.7mn the week before. YTD (as of Today's closing), global foreign institutions were net short \$91.5mn, while GCC institutions were net buyers reaching \$433.9mn.

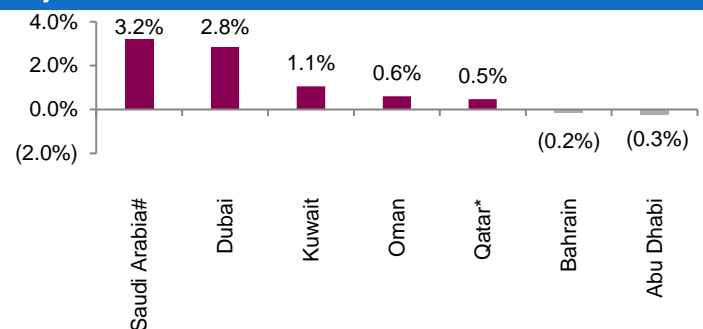
QSE Index and Volume



Market Indicators	Week ended. June 08, 2023	Week ended. June 01, 2023	Chg. %
Value Traded (QR mn)	2,252.0	4,318.7	(47.9)
Exch. Market Cap. (QR mn)	607,400.6	605,960.5	0.2
Volume (mn)	836.3	1,450.7	(42.4)
Number of Transactions	86,432	108,067	(20.0)
Companies Traded	50	50	0.0
Market Breadth	28:21	08:41	-

Market Indices	Close	WTD%	MTD%	YTD%
Total Return	22,013.41	0.5	1.0	0.6
ALL Share Index	3,470.06	0.5	1.0	1.6
Banks and Financial Services	4,296.88	0.9	1.6	(2.0)
Industrials	3,840.69	(0.7)	(0.7)	1.6
Transportation	4,724.37	0.4	1.0	9.0
Real Estate	1,550.43	(0.3)	0.3	(0.6)
Insurance	2,375.33	3.7	4.8	8.6
Telecoms	1,607.80	0.2	0.8	21.9
Consumer Goods & Services	7,841.38	0.5	1.1	(0.9)
Al Rayan Islamic Index	4,579.92	(0.0)	0.4	(0.3)

Weekly Index Performance



Regional Indices	Close	WTD%	MTD%	YTD%	Weekly Exchange Traded Value (\$ mn)	Exchange Mkt. Cap. (\$ mn)	TTM P/E**	P/B**	Dividend Yield
Qatar*	10,257.21	0.5	1.0	(4.0)	622.61	167,448.1	12.3	1.4	4.8
Dubai	3,687.63	2.8	3.0	10.4	744.06	173,942.2	8.9	1.2	4.8
Abu Dhabi	9,351.82	(0.3)	(0.7)	(8.5)	996.10	693,885.8	28.7	2.5	1.9
Saudi Arabia#	11,372.83	3.2	3.3	8.5	7,846.51	2,905,787.4	17.8	2.2	2.9
Kuwait	6,858.52	1.1	0.9	(5.9)	769.11	142,999.0	16.9	1.5	3.9
Oman	4,658.73	0.6	0.7	(4.1)	31.34	22,348.0	15.8	1.1	4.5
Bahrain	1,954.42	(0.2)	(0.5)	3.1	51.34	65,238.8	6.8	0.7	8.9

Source: Bloomberg, country exchanges and Zawya (** Trailing Twelve Months; * Value traded (\$ mn) do not include special trades, if any; #Data as of June 07, 2023)

- Meeza opens IPO subscription for 324.5mn shares** - Following the announcement of its intention to float (ITF), Meeza, the leading managed IT service provider in Qatar, announced the commencement of the subscription period for its shares today. This subscription period will be open until June 19, 2023, allowing interested Qatari individual and corporate investors to participate in the initial public offering (IPO) and take advantage of the company's strong and stable growth. The total offering comprises of 324,490,000 ordinary fully paid-up shares, priced at QR2.17 per share. Each share includes QR1.00 of nominal value, a premium of QR1.16, and Offering and Listing Fees of QR0.01 per share. Investors can now subscribe to the IPO during this period. The offering is exclusively available to Qatari citizens and legal entities incorporated in Qatar, in accordance with the Qatar Stock Exchange (QSE) Rulebook, the Qatar Financial Market Authority Offering Rules, and the Articles. Other investors will have the opportunity to purchase shares on the secondary market once Meeza is listed, which is expected to occur sometime in July, subject to the necessary regulatory approvals. To subscribe, investors must submit their subscription applications through any of the Receiving Banks. They can choose to apply online or manually at the respective branches. Additionally, investors need to provide a valid Qatar National ID for Individual Investors or a Commercial Registration Number for Corporate Investors. The subscription application must be accompanied by full payment for the desired number of Offer Shares. The Lead Receiving Bank is Qatar National Bank QPSC. Other receiving banks participating in the IPO include Ahli Bank QPSC, Arab Bank Group PLC, Commercial Bank PSQC, Doha Bank QPSC, Masraf Al Rayan QPS, Qatar Islamic Bank QPSC, and Qatar International Islamic Bank QPSC. (Qatar Tribune)

• **Q1 2023 State Budget Surplus at QR19.7bn**

(QR Billion)	Q1 2022	Q4 2022	Q1 2023	YoY (% Change)	QoQ (% Change)
Oil and Gas Revenue	59.4	59.3	63.4	6.7%	6.9%
Non-Oil and Gas Revenue	5.6	5.8	5.2	-7.6%	-10.3%
Total Revenue	65.1	65.1	68.6	5.4%	5.4%
Salaries and Wages	15.4	15.4	15.6	0.8%	1.0%
Other Current Expenditures	16.5	19.3	17.3	4.8%	-10.4%
Minor Capex	1.1	1.4	1.0	-9.1%	-28.6%
Major Capex	18.4	17.4	15.1	-18.2%	-13.4%
Total Expenditures	51.4	53.5	48.9	-4.9%	-8.6%
Surplus	13.6	11.6	19.7	44.5%	69.7%

The Ministry of Finance announced yesterday that the Budget of the State of Qatar for the first quarter of the year 2023 recorded a surplus of QR 19.7bn. In its briefing on the actual data of Qatar's budget in the first quarter (Q1) of 2023, the ministry said that the total revenues for this quarter amounted to QR68.6bn, of which QR 63.4bn were oil and gas revenues, while non-oil revenues amounted to QR5.2bn. The total expenditures in the same quarter of 2023 amounted to QR48.9bn, of which QR15.6bn were for salaries and wages and QR17.3bn for current expenses, while secondary capital expenditures amounted to QR1bn and major capital expenditures amounted to QR15.1bn, the statement added. Through its data, the Ministry of Finance explained that the actual average oil price during the aforementioned quarter amounted to \$82.2 per barrel, which is higher than the estimated price in Qatar's budget for the year 2023 which amounts to \$65 per barrel. The ministry's estimated data for the state's general budget for the year 2023 estimated the surplus at

QR 29bn for the entire year 2023, which means that about 68% of this amount has already been achieved during the first quarter of 2023 only. Upon issuing the State of Qatar's budget for the fiscal year 2023, HE Minister of Finance Ali bin Ahmed Al Kuwari stated that the surplus will be directed to paying off the public debt, supporting the reserves of Qatar Central Bank (QCB), and increasing the capital of the Qatar Investment Authority (QIA). His Excellency pointed out that an average oil price of \$65 per barrel, on the basis of which the general budget for the year 2023 was built, is a conservative price adopted by the Ministry of Finance as part of its strategy to ensure the ability to allocate financial resources for existing commitments expected during the year, as well as to finance programs and projects of the national development strategy. (Peninsula Qatar)

- Al Mahhar Holding successfully lists its shares on Qatar Stock Exchange** - The Al Mahhar Holding successfully listed on June 7 its shares on QSE's venture market. The listing ceremony was attended by several representatives from the company and Qatar's financial market. With the listing of Al Mahhar Holding, the number of listed companies on the Qatar Exchange Venture Market (QEVM) will increase to two. Al-Mahar Holding Company has been operating in the Qatari market since 1989 through its wholly owned subsidiary, (Petrotec Group) W.L.L. to enhance the level of support provided to the energy sector. Since then, the group's activity has evolved into diversified activities through eleven subsidiaries, in the State of Qatar and Kuwait, through the sale of equipment and spare parts, the provision of leased equipment for the energy and infrastructure sectors in Qatar, in addition to the provision of maintenance, repair and renewal services for the energy and infrastructure sectors. The shares of Al Mahhar Holding were listed through the "Direct Listing" mechanism, a common mechanism in all regional markets, which allows companies to be listed without an IPO. On this occasion, Mr. Abdul Aziz Nasser Al-Emadi, Acting CEO of the Qatar Stock Exchange, expressed his pleasure for listing Al Mahhar Holding Company on the QEVM through the direct listing mechanism. He said: "The listing of this company will increase the depth of the market and unlock opportunities to expand our investor base and access to capital, while providing investors with the opportunity to invest in leading Qatari companies." The QSE is making unremitting efforts to increase the number of companies listed on the stock exchange by raising awareness of the advantages of listing on QSE's market, Mr. Al-Emadi added. Al Mahhar Holding shares were listed on June 7 with the ticker MHAR. The company's share price was floated on the first trading day. The stock's opening price was 2.890 Qatari Riyals, and the last transaction price was 2.600 Qatari Riyals. The highest price reached 4.900 Qatari Riyals during the trading session and the lowest price reached 2.600 Qatari Riyals. Starting from today, the stock price will be allowed to fluctuate by 10% up and down, as is the case for other companies listed on the market. It is worth noting that the company's shareholders' data have been made available to the brokerage firms as of Sunday 4 June 2023, to enable shareholders to submit their buy/sell orders directly to the brokerage firms. (QSE)
- Approval to increase the non - Qatari ownership of DIG Capital** - We would like to notify the market and the public at large that the Council of Ministers in its meeting dated 17-05-2023 (Meeting # 18 of 2023) has approved increasing the non-Qatari ownership to 100% in Doha Insurance Group Capital. (QSE)

- Qatar's first EV brand unveiled** - EcoTranzit Company unveiled Qatar's first electric vehicle brand under its exclusive intellectual property rights during an event in Doha on Sunday in the presence of the Minister of Transport HE Jassim bin Saif Al Sulaiti. The event was attended by Minister of Environment and Climate Change HE Sheikh Dr. Faleh bin Nasser bin Ahmed bin Ali Al Thani, Minister of State and Chairman of Qatar Free Zones Authority HE Ahmad Al Sayed, Chairman of Qatar Chamber of Commerce and Industry HE Sheikh Khalifa bin Jassim Al Thani, President of Kahramaa Engineer Essa bin Hilal Al Kuwari, President of Ashghal HE Dr. Eng. Saad Ahmed Al Mohannadi, alongside other esteemed dignitaries, government representatives, automotive agencies, and relevant entities. Chairman of EcoTranzit HE Sheikh Khalifa bin Hamad bin Khalifa bin Ahmed Al Thani expressed his enthusiasm for this significant achievement during his speech, stating: "We are thrilled to embark on this remarkable venture within our beloved nation through the introduction of these innovative electric vehicles. "Our paramount objective is to redefine the realm of intelligent mobility by offering environmentally conscious vehicles that seamlessly integrate contemporary design, top-notch specifications, and practical models suitable for diverse applications. We are committed to serving our environment, augmenting the quality of life for future generations, and forging a wholesome and sustainable future. "Speaking to The Peninsula, Sheikh Khalifa said: "Qatar's dedicated focus on transforming public transportation into a sustainable and eco-friendly system was a motivating factor for our company to enter the Qatari market." "Qatar plans to convert 25% of private vehicles into electric vehicles," he added. He underscored their commitment to developing and investing in electric vehicles. "As a critical initial step, we have collaborated with our global partners to secure exclusive intellectual property rights for the vehicles unveiled today. Our goal is to design and manufacture our own vehicles," he said. Fedya Jia, Vice General Manager of Baw Qingdao International Chinese company – one of EcoTranzit's global partners — told The Peninsula that they were "delighted to cooperate with EcoTranzit. Our company looks forward to expanding its business in Qatar and further collaborating with EcoTranzit." Co-Founder and Board Member EcoTranzit Saad Doukali affirmed the company's strong commitment, alongside the Qatari government, to develop the necessary infrastructure for electric charging stations. He told The Peninsula, "Qatar's strategy for 2030 is to construct 30,000 electric charging stations by 2027. Until 2029, the public will be able to charge their electric cars free of charge at the designated charging stations." "We have partnered with a reputable automobile dealer who will serve as our brand agent, ensuring the provision of showrooms and maintenance centers," he added. (Peninsula Qatar)
- QatarEnergy signs 15-year LNG deal with Bangladesh** - QatarEnergy has entered into a long-term LNG Sale and Purchase Agreement (SPA) with Bangladesh Oil, Gas and Mineral Corporation (Petrobangla) by signing a 15-year deal to deliver nearly 1.8mn tonnes per annum (MTPA) LNG to Bangladesh. The LNG SPA signing ceremony held at the QatarEnergy headquarters was attended by the Minister of State for Energy Affairs and President and CEO of QatarEnergy HE Saad bin Sherida Al Kaabi and the State Minister for Power, Energy and Mineral Resources of the People's Republic of Bangladesh HE Nasrul Hamid. During the event, HE Al Kaabi lauded the strong bilateral relations between Bangladesh and Qatar in every field, which contributes to the economic growth of the countries. He said: "The State of Qatar shares historic ties with the People's Republic of Bangladesh in the political and economic sphere among others. "He continued by saying that Bangladesh has significantly contributed to South Asia's LNG demand and diversified energy

sources. Commenting on the exceptional agreement that aims to foster relations with the South Asian country in the energy sector, HE Al Kaabi said that "Today we are proud to be the largest energy supplier to Bangladesh delivering more than 3.5mn tons of LNG per annum from Qatar to Bangladesh. This supply agreement reinforces our unwavering dedication to safeguarding the energy security of valued customers like Bangladesh and delivering the reliable energy they require for socio-economic development and prosperity. "Minister Al Kaabi mentioned that the long-term agreement will commence in January 2026 and Qatar will look to maintain its position as the top supplier of LNG in the South Asia region. On the occasion of the agreement deal, Bangladesh Minister H E Hamid remarked that "This indeed is another milestone in this strong bilateral relationship between the two friendly countries having a long bilateral time based on mutual respect. "As Bangladesh citizens continue to be a vital part of the expats residing in Qatar, HE Hamid said that "Sharing common religious grounds, culture, and tradition, I must also mention the support of Qatar in the man-power sector having more than 400,000 Bangladeshi workers in Qatar. I hope this support will be extended further in the future. "The Minister outlined that the demand for energy is increasing rapidly as the economy of the country grows. He added: "The current electricity generation capacity stands at 25,284 megawatts. The government has set a target to generate 40,000 megawatts of electricity by 2030 and 60,000 megawatts by 2041." Hamid noted that Bangladesh has emerged as "one of the fastest-growing economies globally" and the LNG supplies will meet the increasing energy demand. He stated that "We deeply appreciate the brotherly and friendly support from the State of Qatar. I firmly believe this gesture of friendship will strengthen our energy cooperation and enhance bilateral cooperation across various economic and security fields. "As the two countries anticipate venturing into a new deal, the Minister stressed that with the support of Qatar, the South Asian country "hopes to overcome" upcoming challenges in the energy sector. Hamid also highlighted that Qatar has been a foremost priority for energy and with effective communication the corporational support will further all areas including LNG. (Peninsula Qatar)

- South Korea's 'Big 3' Shipbuilders enter 14tn Won (\$10.7bn) negotiations for Qatar LNG Vessels** - HD Hyundai Heavy Industries, Hanwha Ocean, and Samsung Heavy Industries, collectively known as the Big 3 of South Korean shipbuilding, are set to begin substantive negotiations this month for an order of LNG vessels from QatarEnergy worth 14tn won (\$10.7bn). According to industry sources and foreign media on June 2, QatarEnergy is planning to commence negotiations this month with the Big 3 for LNG vessel procurement. In the first phase of the project in 2020, QatarEnergy ordered 54 vessels from the Big 3 (17 from HD Hyundai Heavy Industries, 19 from Hanwha Ocean, and 18 from Samsung Heavy Industries). HD Hyundai Heavy Industries and Samsung Heavy Industries have set their order negotiation deadline within this month, while Hanwha Ocean has set theirs by September. Notably, the second order quantity has decreased slightly from the first to around 40 vessels (10 from HD Hyundai Heavy Industries, 12 from Hanwha Ocean, and 16 from Samsung Heavy Industries). However, the profitability is expected to increase due to the rising price of LNG vessels. In the first contract last year, each LNG vessel cost \$215mn, but this year, each is likely to cost over \$230mn. Industry sources predict that if QatarEnergy orders 170,000 m³ LNG vessels, the price per ship would reach around \$260mn. The second order quantity from QatarEnergy is expected to be close to \$10bn. QatarEnergy plans to finalize contracts with the shipowners that will operate the vessels by the end of the year. HD Hyundai Heavy Industries has

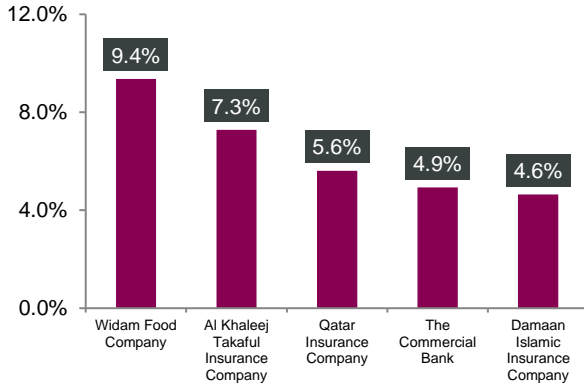
preliminarily achieved 72.6% of its annual order goal of \$15.74bn by winning orders for 93 vessels amounting to \$11.42bn this year. Meanwhile, Samsung Heavy Industries and Hanwha Ocean (formerly Daewoo Shipbuilding & Marine Engineering) have displayed relatively slower progress in achieving their annual targets. Samsung Heavy Industries has so far secured orders for seven vessels, amounting to \$2.7bn, representing 28% of their annual order goal of \$9.5bn. Hanwha Ocean has obtained orders for 5 vessels, totaling \$1.06bn, achieving about 15.2% of its target of \$6.98bn. (Bloomberg)

- **Minister Al Subaie: Qatar's foreign direct investments surge by 70% in 3 years** - Qatar has witnessed an impressive 70% annual growth in foreign direct investment projects between 2019 and 2022, solidifying its position as a leading recipient of foreign direct investment worldwide. This projection was highlighted by His Excellency Minister of Municipality Abdullah bin Abdulaziz bin Turki Al Subaie during his address at the Qatar Real Estate Forum 2023, which commenced today at the Sheraton Doha Hotel. Minister Al Subaie emphasized that the real estate sector in Qatar has emerged as one of the fastest-growing industries, ranking second only to the energy sector. With investments surpassing QR 82bn (over \$23bn) and the initiation of 135 real estate projects in 2022, the sector continues to flourish. The minister attributed this remarkable achievement to Qatar's world-class infrastructure and its status as the world's safest country for the fifth consecutive year. Qatar boasts highly advanced health and education sectors, a flexible sovereign fund, robust financial institutions, and an environment conducive to business growth, fostering a steady increase in local investments. Additionally, Qatar stands as the first Middle Eastern nation to have all its municipalities awarded the Healthy City title by the World Health Organization. Minister Al Subaie praised the collective efforts of the country's sectors in providing sustainable options to ensure the health and well-being of Qatar's residents. He also commended their dedication to implementing a comprehensive urban plan and directing infrastructure investments, aligning with the Ministry of Municipality's national and sustainable development strategy. These endeavors are crucial steps towards realizing the Qatar National Vision 2030, which aims to achieve comprehensive economic, social, and environmental development for the country in the coming decades. Furthermore, Minister Al Subaie highlighted the significant impact of hosting the FIFA World Cup Qatar 2022 in attracting a multitude of foreign investors. Doha now stands as a thriving financial center, facilitating dialogues and the exchange of ideas to enhance synergies among key players in the local, regional, and international economic arenas. Expressing his delight at the inauguration of the first edition of the Qatar Real Estate Forum 2023, Minister Al Subaie underscored the event's focus on regulations, legislation, and their role in fostering a sustainable real estate industry. The forum aims to showcase regional and global best practices and experiences in the sector, fostering an environment conducive to real estate investment. The minister expressed gratitude for the State of Qatar's unwavering commitment to developing the real estate sector, under the wise leadership of HH the Amir Sheikh Tamim bin Hamad Al-Thani. He also noted the establishment of the Public Authority for Regulating the Real Estate Sector through Amiri Order No. 28 of 2023, marking a significant milestone in strengthening and advancing this vital sector. (Qatar Tribune)
- **Nebras Power builds, operates large power generation project** - Over the past few years, Nibras Energy has witnessed significant expansion in its investments in various regions worldwide, particularly in Central Asia, including Turkiye and Uzbekistan.

Uzbekistan is the latest destination for Nibras Energy company, with its initial investments focused on signing a long-term Power Purchase Agreement (PPA) in the country. The objective is to build and operate the Syrdarya II Combined Cycle Gas Thermal (CCGT) power plant in the central region of the country. The project, expected to enter production by the end of 2025 or early 2026, aims to expand Nibras Energy's global asset portfolio. In addition, it seeks to provide communities and cities across the country with access to a reliable and clean energy source. The presence in Uzbekistan reaffirms the company's stature and the role it plays as one of the major energy companies in Central Asian countries. Nibras Energy is proud to be awarded this opportunity to develop and manage a large-scale power project in Uzbekistan. It also promises to deliver significant technical and project expertise to support and strengthen the country's power industry. In its first investment in Uzbekistan, Nebras Power partnered with an international consortium of power companies, including French company EDF (Electricité de France) and Japanese-based Sojitz Corporation and Kyuden Group. The alliance submitted the winning tender to build and manage the 1600 MW power facility in the region of Syrdarya, which is located approximately 150 km south of the capital city of Tashkent. Syrdarya II is contracted to provide power to the National Power Grid of Uzbekistan as part of a 25-year off-take agreement. It will be one of the nation's largest power-generating facilities upon completion and will be instrumental in helping the country meet its growing energy demands from both industry and residential sectors. Enersok, a newly formed project company, will be tasked with carrying out the construction and management of Syrdarya II. As part of the sales purchase agreement, Nebras will control 33.3% of Enersok, while the remaining shares will be divided amongst EDF, Sojitz and Kyuden. The building of Syrdarya II will follow international guidelines on sustainability and conservation. Operations and maintenance will also adhere to stringent industry and environmental emission standards and protocols. (Peninsula Qatar)

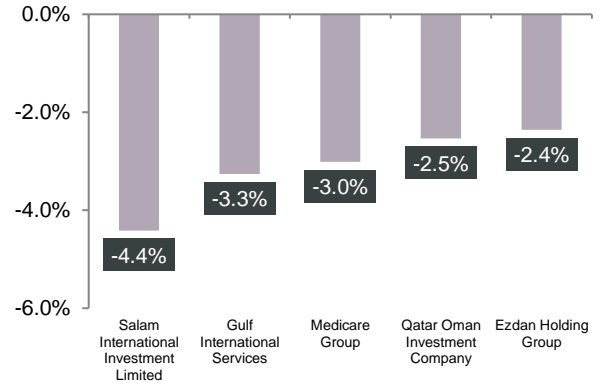
Qatar Stock Exchange

Top Gainers



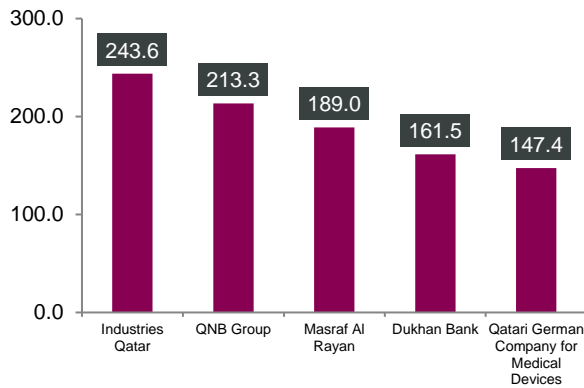
Source: Qatar Stock Exchange (QSE)

Top Decliners



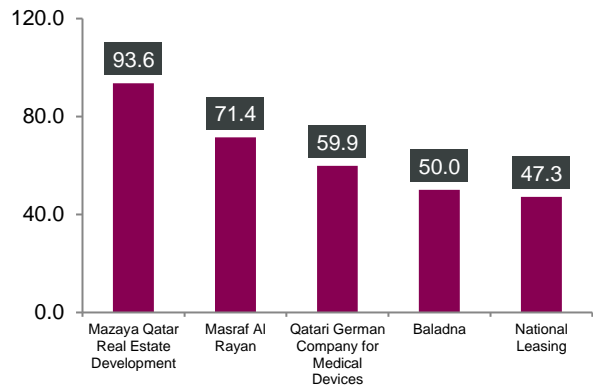
Source: Qatar Stock Exchange (QSE)

Most Active Shares by Value (QR Million)



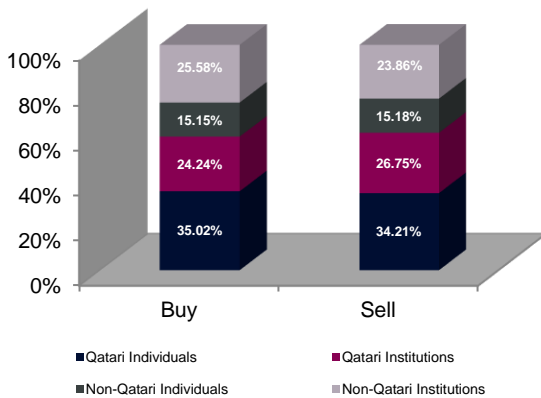
Source: Qatar Stock Exchange (QSE)

Most Active Shares by Volume (Million)



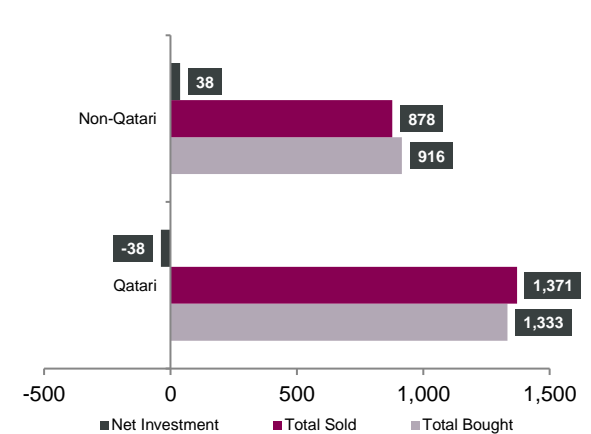
Source: Qatar Stock Exchange (QSE)

Investor Trading Percentage to Total Value Traded



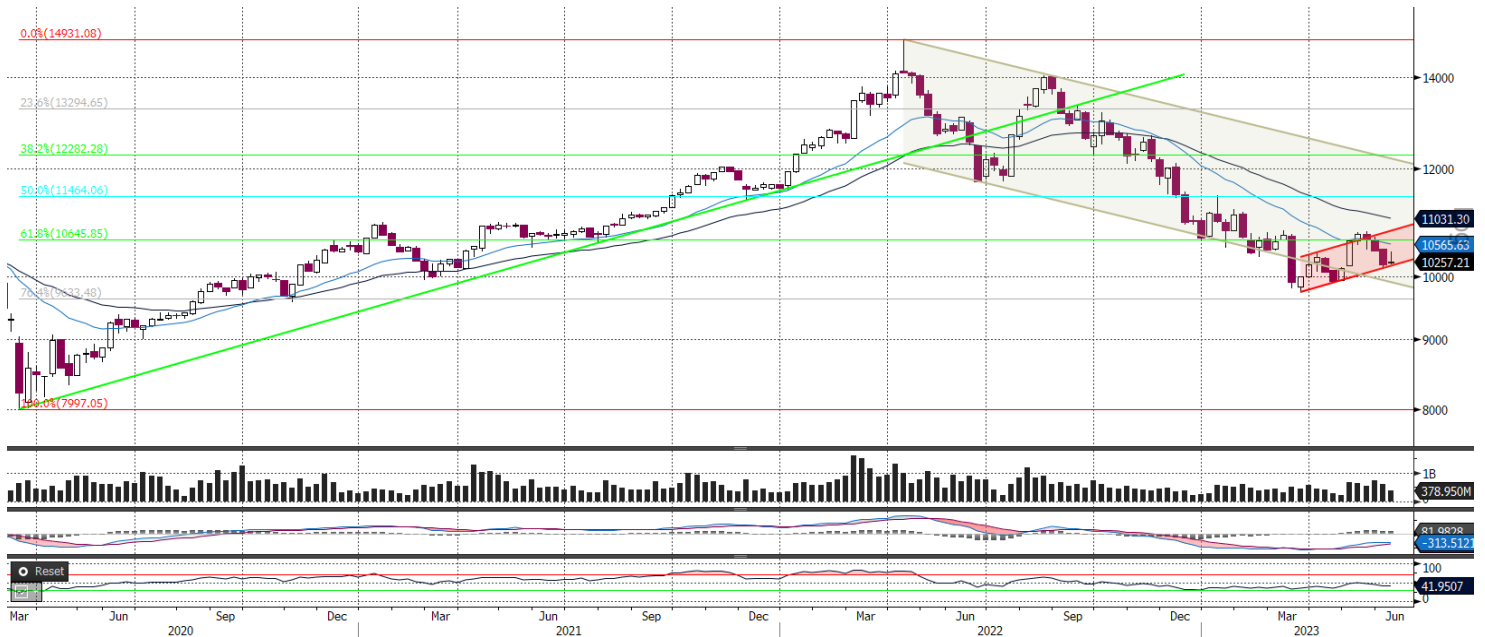
Source: Qatar Stock Exchange (QSE)

Net Traded Value by Nationality (QR Million)



Source: Qatar Stock Exchange (QSE)

TECHNICAL ANALYSIS OF THE QSE INDEX



Source: Bloomberg

The QE index closed slightly higher than the week by 0.5% from the week before; it closed at 10,257.21 points. In previous reports, we expected a correction, and it did correct. The current stability after the correction is crucial and it is imperative to stay above the 10,000 level for the Index to continue with its positive momentum. The weekly resistance is expected around the 11,200 level and the support at 10,000 points.

DEFINITIONS OF KEY TERMS USED IN TECHNICAL ANALYSIS

RSI (Relative Strength Index) indicator – RSI is a momentum oscillator that measures the speed and change of price movements. The RSI oscillates between 0 to 100. The index is deemed to be overbought once the RSI approaches the 70 level, indicating that a correction is likely. On the other hand, if the RSI approaches 30, it is an indication that the index may be getting oversold and therefore likely to bounce back.

MACD (Moving Average Convergence Divergence) indicator – The indicator consists of the MACD line and a signal line. The divergence or the convergence of the MACD line with the signal line indicates the strength in the momentum during the uptrend or downtrend, as the case may be. When the MACD crosses the signal line from below and trades above it, it gives a positive indication. The reverse is the situation for a bearish trend.

Candlestick chart – A candlestick chart is a price chart that displays the high, low, open, and close for a security. The 'body' of the chart is portion between the open and close price, while the high and low intraday movements form the 'shadow'. The candlestick may represent any time frame. We use a one-day candlestick chart (every candlestick represents one trading day) in our analysis.

Doji candlestick pattern – A Doji candlestick is formed when a security's open and close are practically equal. The pattern indicates indecisiveness, and based on preceding price actions and future confirmation, may indicate a bullish or bearish trend reversal.

Shooting Star/Inverted Hammer candlestick patterns – These candlestick patterns have a small real body (open price and close price are near to each other), and a long upper shadow (large intraday movement on the upside). The Shooting Star is a bearish reversal pattern that forms after a rally. The Inverted Hammer looks exactly like a Shooting Star, but forms after a downtrend. Inverted Hammers represent a potential bullish trend reversal.

Company Name	Price June 08	% Change Weekly	% Change YTD	Market Cap. QR Million	TTM P/E	P/B	Div. Yield
Qatar National Bank	16.10	0.25	(10.56)	148,706	10.6	1.8	3.7
Qatar Islamic Bank	17.85	0.79	(3.83)	42,178	10.9	1.9	3.5
Commercial Bank of Qatar	5.96	4.93	19.20	24,122	9.0	1.3	4.2
Doha Bank	1.62	0.12	(17.05)	5,023	13.0	0.5	4.6
Al Ahli Bank	4.03	0.75	0.50	10,281	13.8	1.6	5.0
Qatar International Islamic Bank	9.96	(0.36)	(4.28)	15,069	15.2	2.3	4.0
Masraf Al Rayan	2.61	0.46	(17.63)	24,292	20.7	1.0	3.8
Qatar First Bank	1.27	0.64	10.66	1,419	18.4	1.2	N/A
National Leasing	0.83	1.10	17.76	410	20.2	0.6	3.6
Dlala Holding	1.47	3.66	28.90	280	N/A	1.5	N/A
Qatar & Oman Investment	0.69	(2.53)	26.00	218	75.7	0.9	N/A
Islamic Holding Group	5.23	0.10	27.13	296	59.3	2.0	1.0
Dukhan Bank	3.85	0.65	N/A	20,146	1.7	0.2	4.2
Banking and Financial Services				292,440			
Zad Holding	13.99	(0.07)	0.61	4,021	21.3	3.0	4.2
Qatar German Co. for Medical Devices	2.45	1.70	94.75	283	287.0	8.1	N/A
Salam International Investment	0.69	(4.41)	12.87	792	14.6	0.6	N/A
Baladna	1.50	(0.80)	(2.22)	2,846	38.2	1.3	N/A
Medicare Group	6.77	(3.01)	8.97	1,904	23.6	1.9	3.9
Qatar Cinema & Film Distribution	3.06	0.00	(1.77)	192	74.9	1.5	2.0
Qatar Fuel	16.23	1.44	(9.58)	16,137	15.7	1.9	5.5
Qatar Meat and Livestock	2.30	9.37	13.19	414	N/A	2.5	N/A
Mannai Corp.	5.81	(0.51)	(23.43)	2,650	N/A	2.8	1.7
Al Meera Consumer Goods	14.50	(0.68)	(5.35)	2,987	15.1	1.9	3.0
Consumer Goods and Services				32,226			
Qatar Industrial Manufacturing	2.85	(1.04)	(11.21)	1,354	8.3	0.8	4.6
Qatar National Cement	4.02	2.63	(16.94)	2,627	12.2	0.9	7.5
Industries Qatar	11.76	(2.00)	(8.20)	71,148	9.8	1.9	9.4
Qatari Investors Group	1.70	(1.39)	0.89	2,115	13.2	0.7	8.8
Qatar Electricity and Water	17.26	1.23	(2.49)	18,986	11.2	1.3	5.5
Aamal	0.84	0.36	(13.44)	5,317	14.7	0.7	5.9
Gulf International Services	1.84	(3.26)	26.11	3,419	11.7	1.0	5.4
Mesaieed Petrochemical Holding	2.01	3.02	(5.50)	25,252	15.9	1.5	5.5
Invesment Holding Group	2.22	(1.51)	23.06	7,540	16.4	1.6	N/A
Qatar Aluminum Manufacturing	1.50	(2.09)	(1.51)	8,353	10.8	1.3	6.0
Mekdam Holding Group	6.00	2.55	(13.20)	450	14.5	4.9	5.3
Industrials				146,562			
Qatar Insurance	2.20	5.61	14.46	7,189	N/A	1.3	N/A
QLM Life & Medical Insurance	3.19	(0.31)	(33.53)	1,117	14.8	2.0	3.9
Doha Insurance	2.20	3.05	10.91	1,098	9.2	0.9	6.8
Qatar General Insurance & Reinsurance	1.37	(0.15)	(6.95)	1,195	N/A	0.3	N/A
Al Khaleej Takaful Insurance	2.90	7.28	26.12	741	12.9	1.4	3.4
Qatar Islamic Insurance	8.60	(2.28)	(1.16)	1,290	12.3	3.1	5.2
Damaan Islamic Insurance Company	3.83	4.56	N/A	766	N/A	1.7	4.2
Insurance				13,395			
United Development	1.18	(1.75)	(9.31)	4,175	10.5	0.4	4.7
Barwa Real Estate	2.61	1.40	(9.26)	10,144	8.8	0.5	6.7
Ezdan Real Estate	1.12	(2.36)	11.69	29,655	1273.3	0.9	N/A
Mazaya Qatar Real Estate Development	0.81	0.99	16.95	942	22.9	0.9	N/A
Real Estate				44,916			
Ooredoo	10.69	0.28	16.20	34,242	12.9	1.4	4.0
Vodafone Qatar	1.83	(0.22)	15.33	7,727	14.6	1.7	5.5
Telecoms				41,969			
Qatar Navigation (Milaha)	10.28	0.78	1.28	11,680	11.5	0.7	3.4
Gulf Warehousing	3.50	(0.31)	(13.56)	205	8.4	0.9	2.9
Qatar Gas Transport (Nakilat)	4.00	0.25	9.23	22,161	15.3	2.0	3.2
Transportation				34,046			
Qatar Exchange				607,401			

Source: Bloomberg

Contacts

QNB Financial Services Co. W.L.L. Contact
Center: (+974) 4476 6666
info@qnbfs.com.qa
Doha, Qatar

Saugata Sarkar, CFA, CAIA
Head of Research
saugata.sarkar@qnbfs.com.qa

Shahan Keushgerian
Senior Research Analyst
shahan.keushgerian@qnbfs.com.qa

Phibion Makuwerere, CFA
Senior Research Analyst
phibion.makuwerere@qnbfs.com.qa

Roy Thomas
Senior Research Analyst
roy.thomas@qnbfs.com.qa

Dana Saif Al Sowaidi
Research Analyst
dana.alsowaidi@qnbfs.com.qa

Disclaimer and Copyright Notice: This publication has been prepared by QNB Financial Services Co. W.L.L. ("QNBFS") a wholly-owned subsidiary of Qatar National Bank (Q.P.S.C.). QNB FS is regulated by the Qatar Financial Markets Authority and the Qatar Exchange. Qatar National Bank (Q.P.S.C.) is regulated by the Qatar Central Bank. This publication expresses the views and opinions of QNBFS at a given time only. It is not an offer, promotion or recommendation to buy or sell securities or other investments, nor is it intended to constitute legal, tax, accounting, or financial advice. QNBFS accepts no liability whatsoever for any direct or indirect losses arising from use of this report. Any investment decision should depend on the individual circumstances of the investor and be based on specifically engaged investment advice. We therefore strongly advise potential investors to seek independent professional advice before making any investment decision. Although the information in this report has been obtained from sources that QNBFS believes to be reliable, we have not independently verified such information and it may not be accurate or complete. QNBFS does not make any representations or warranties as to the accuracy and completeness of the information it may contain, and declines any liability in that respect. For reports dealing with Technical Analysis, expressed opinions and/or recommendations may be different or contrary to the opinions/recommendations of QNBFS Fundamental Research as a result of depending solely on the historical technical data (price and volume). QNBFS reserves the right to amend the views and opinions expressed in this publication at any time. It may also express viewpoints or make investment decisions that differ significantly from, or even contradict, the views and opinions included in this report. This report may not be reproduced in whole or in part without permission from QNBFS.

COPYRIGHT: No part of this document may be reproduced without the explicit written permission of QNBFS.