



Earnings Flash Note

Ooredoo

3Q 2025/9M 2025

Ooredoo (ORDS)

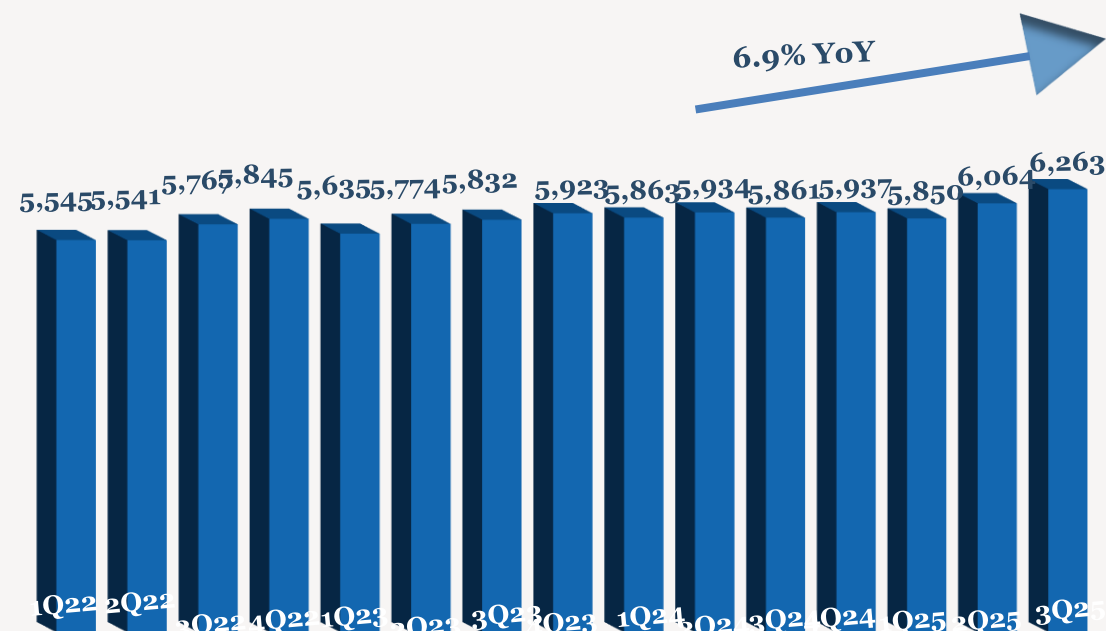
- > Net profit increased by 8.5% YoY to QR1,141mn (+15.4% QoQ) in 3Q2025 primarily driven by higher revenue and other gains. For 9M2025, net profit rose 5.7% to QR3,089mn.
- > Revenue grew by 6.9% YoY to QR6,263mn (+3.3% QoQ) in 3Q2025. For 9M2025, revenue increased 2.9% to QR18,177mn.
- > EBITDA of QR2,824mn came higher by 9.3% YoY (+8.3% QoQ) while the corresponding margin came at 45.1% (vs. 44.1% in 3Q2024 and 43.0% in 2Q2025) in 3Q2025. For 9M2025, EBITDA rose 3.5% to QR7,970mn.
- > For 3Q2025, EPS came at QR0.36 vs QR0.33 in 3Q2024. For 9M2025, EPS came at QR0.96 vs QR0.91 in 9M2024.
- > As of 29th Oct 2025, the stock increased 13.3% YTD, Outperforming the QSE Index, which was up by 3.4% YTD.
- > The stock is currently trading at a TTM P/E multiple of 11.6x, higher than its 3Y historical average of 11.5x.

3Q/9M 2025 Earnings Performance

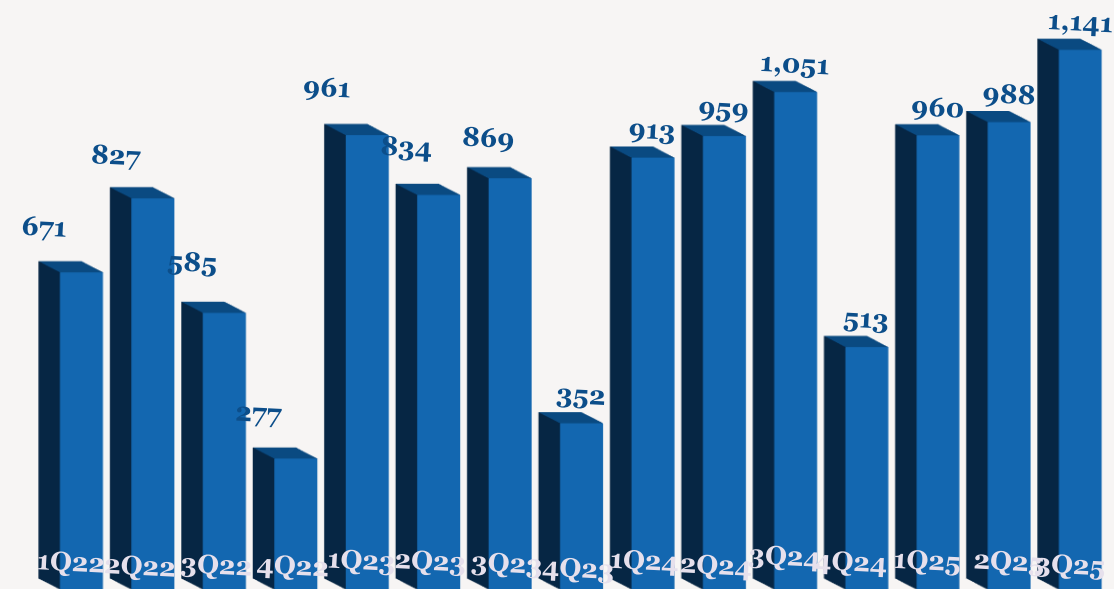
	3Q2025	3Q2024	YoY	2Q2025	QoQ	9M2025	9M2024	YoY
Revenue	6,263	5,861	6.9%	6,064	3.3%	18,177	17,657	2.9%
EBITDA	2,824	2,585	9.3%	2,607	8.3%	7,970	7,698	3.5%
EBITDA Margin %	45.1%	44.1%		43.0%		43.8%	43.6%	
Net Profit to Equity	1,141	1,051	8.5%	988	15.4%	3,089	2,923	5.7%
Net Margin %	18.2%	17.9%		16.3%		17.0%	16.6%	
EPS (QR)	0.36	0.33	8.5%	0.31	15.4%	0.96	0.91	5.7%

Note: Values are expressed in QR'mn unless explicitly stated

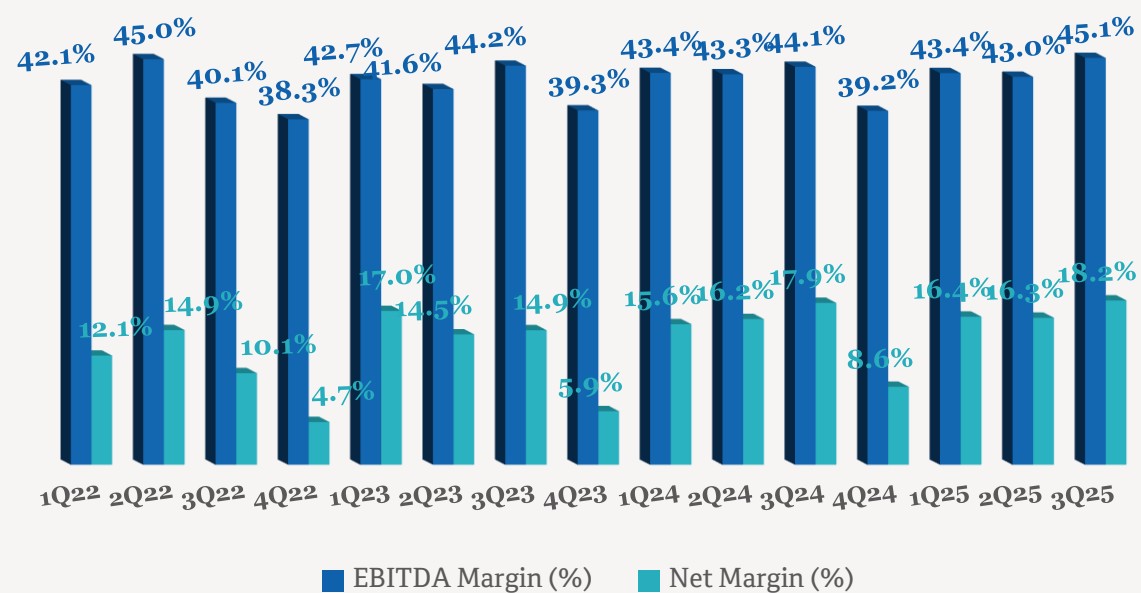
Quarterly Revenue Trend (QRmn)



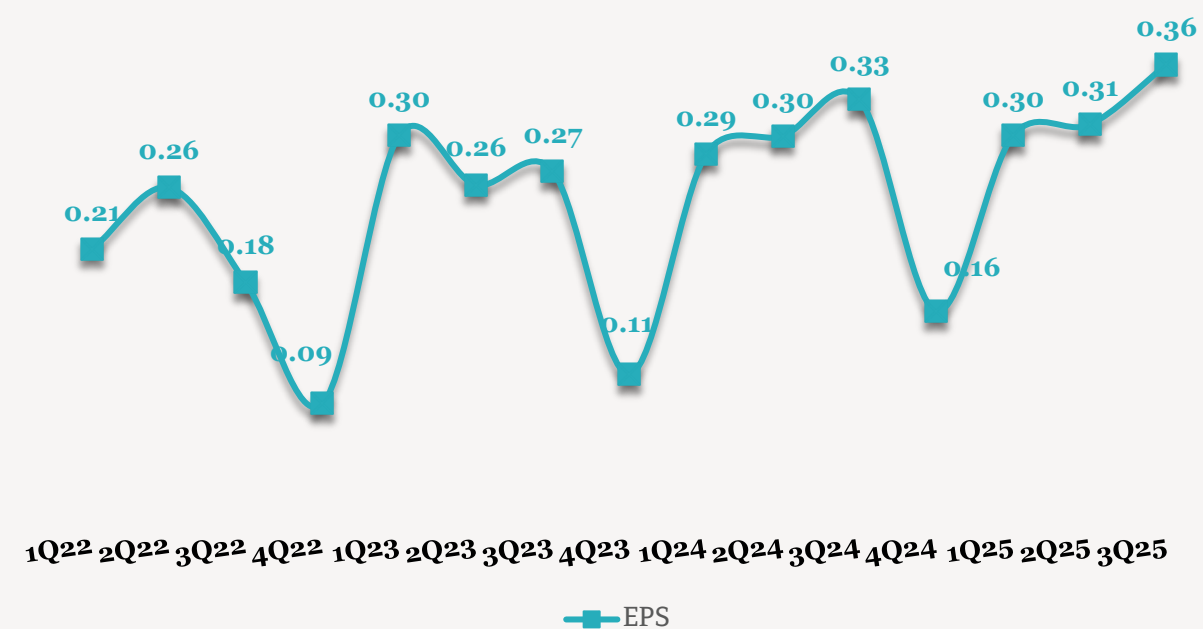
Quarterly Earnings Trend (QRmn)



Quarterly Margin Trend



EPS (QR) Trend



Contacts

QNB Financial Services Co. W.L.L.

Contact Center: (+974)4476 6666

info@qnbfs.com.qa

Doha, Qatar

Saugata Sarkar, CFA, CAIA

Head of Research

saugata.sarkar@qnbfs.com.qa

Shahan Keushgerian

Senior Research Analyst

shahan.keushgerian@qnbfs.com.qa

Phibion Makuwerere, CFA

Senior Research Analyst

phibion.makuwerere@qnbfs.com.qa

Dana Saif Al Sowaidi

Research Analyst

dana.alsowaidi@qnbfs.com.qa

Disclaimer and Copyright Notice: This publication has been prepared by QNB Financial Services Co. W.L.L. (“QNBFS”) a wholly-owned subsidiary of Qatar National Bank (Q.P.S.C.). QNBFS is regulated by the Qatar Financial Markets Authority and the Qatar Exchange. Qatar National Bank (Q.P.S.C.) is regulated by the Qatar Central Bank. This publication expresses the views and opinions of QNBFS at a given time only. It is not an offer, promotion or recommendation to buy or sell securities or other investments, nor is it intended to constitute legal, tax, accounting, or financial advice. QNBFS accepts no liability whatsoever for any direct or indirect losses arising from use of this report. Any investment decision should depend on the individual circumstances of the investor and be based on specifically engaged investment advice. We therefore strongly advise potential investors to seek independent professional advice before making any investment decision. Although the information in this report has been obtained from sources that QNBFS believes to be reliable, we have not independently verified such information and it may not be accurate or complete. QNBFS does not make any representations or warranties as to the accuracy and completeness of the information it may contain, and declines any liability in that respect. For reports dealing with Technical Analysis, expressed opinions and/or recommendations may be different or contrary to the opinions/recommendations of QNBFS Fundamental Research as a result of depending solely on the historical technical data (price and volume). QNBFS reserves the right to amend the views and opinions expressed in this publication at any time. It may also express viewpoints or make investment decisions that differ significantly from, or even contradict, the views and opinions included in this report. This report may not be reproduced in whole or in part without permission from QNBFS.

COPYRIGHT: No part of this document may be reproduced without the explicit written permission of QNBFS.