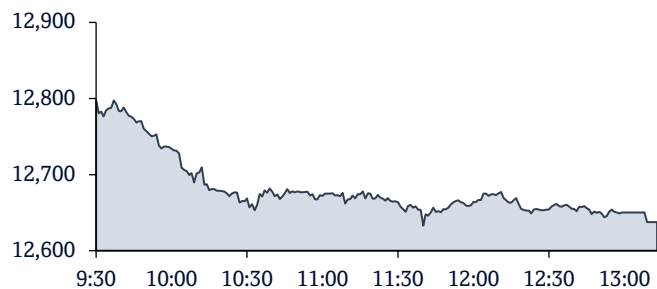


QSE Intra-Day Movement

Qatar Commentary

The QE Index declined 1.3% to close at 12,637.4. Losses were led by the Transportation and Insurance indices, falling 2.2% and 1.9%, respectively. Top losers were Qatar Cinema & Film Distribution and Dlala Brokerage & Inv. Holding Co., falling 9.8% and 4.2%, respectively. Among the top gainers, Qatar General Ins. & Reins. Co. gained 1.5%, while Investment Holding Group was up 0.7%.

GCC Commentary

Saudi Arabia: The TASI Index fell 2.0% to close at 12,029.0. Losses were led by the Consumer Durables & Apparel and Insurance indices, falling 3.7% each. Ash-Sharqiyah Development Co and Alinma Tokio Marine Co were down 5.8% each.

Dubai: The market was closed on February 13.

Abu Dhabi: The market was closed on February 13.

Kuwait: The Kuwait All Share Index fell 0.8% to close at 7,418.4. The Technology index declined 7.0%, while the Real Estate index fell 1.7%. Ooredoo declined 9.5%, while Wethaq Takaful Insurance Company was down 8.9%.

Oman: The MSM 30 Index fell 0.1% to close at 4,087.7. Losses were led by the Industrial and Financial indices, falling 0.2% each. National Aluminium Products Co. declined 5.7%, while Al Anwar Holdings was down 2.4%.

Bahrain: The BHB Index gained 0.3% to close at 1,872.1. The Materials index rose 1.0%, while the Financials index was up marginally. Khaleeji Commercial Bank rose 9.8%, while Al Salam Bank was up 5.0%.

| Market Indicators | 13 Feb 22 | 10 Feb 22 | %Chg. |
|---------------------------|-----------|-----------|--------|
| Value Traded (QR mn) | 447.3 | 904.1 | (50.5) |
| Exch. Market Cap. (QR mn) | 721,418.0 | 731,155.7 | (1.3) |
| Volume (mn) | 182.6 | 304.7 | (40.1) |
| Number of Transactions | 9,472 | 18,089 | (47.6) |
| Companies Traded | 47 | 47 | 0.0 |
| Market Breadth | 4:43 | 25:20 | - |

| Market Indices | Close | 1D% | WTD% | YTD% | TTM P/E |
|------------------------|-----------|-------|-------|-------|---------|
| Total Return | 25,016.42 | (1.3) | (1.3) | 8.7 | 17.0 |
| All Share Index | 3,962.21 | (1.3) | (1.3) | 7.1 | 165.5 |
| Banks | 5,235.73 | (1.0) | (1.0) | 5.5 | 16.3 |
| Industrials | 4,614.01 | (1.8) | (1.8) | 14.7 | 16.4 |
| Transportation | 3,739.55 | (2.2) | (2.2) | 5.1 | 13.9 |
| Real Estate | 1,893.27 | (1.0) | (1.0) | 8.8 | 15.5 |
| Insurance | 2,630.56 | (1.9) | (1.9) | (3.5) | 15.6 |
| Telecoms | 1,110.82 | (0.7) | (0.7) | 5.0 | N/A |
| Consumer | 8,604.31 | (1.5) | (1.5) | 4.7 | 23.8 |
| Al Rayan Islamic Index | 5,158.05 | (1.3) | (1.3) | 9.4 | 19.7 |

| GCC Top Gainers** | Exchange | Close* | 1D% | Vol. '000 | YTD% |
|-------------------|----------|--------|-----|-----------|-------|
| Gulf Bank | Kuwait | 0.31 | 2.7 | 8,849.5 | 10.8 |
| Aluminium Bahrain | Bahrain | 1.05 | 2.0 | 186.0 | 30.6 |
| Bank Nizwa | Oman | 0.10 | 1.0 | 1,948.4 | 2.1 |
| Bank Dhofar | Oman | 0.12 | 0.8 | 500.0 | (4.8) |
| Boubyan Bank | Kuwait | 0.81 | 0.2 | 1,644.2 | 2.5 |

| GCC Top Losers** | Exchange | Close* | 1D% | Vol. '000 | YTD% |
|-------------------------------|--------------|--------|-------|-----------|------|
| Knowledge Economic City | Saudi Arabia | 17.70 | (5.0) | 1,606.6 | 9.5 |
| Co. for Cooperative Ins. | Saudi Arabia | 79.20 | (4.3) | 417.4 | 2.2 |
| National Industrialization Co | Saudi Arabia | 21.44 | (4.2) | 5,607.1 | 7.4 |
| Rabigh Refining & Petro. | Saudi Arabia | 23.16 | (3.9) | 2,428.0 | 11.9 |
| Dar Al Arkan Real Estate | Saudi Arabia | 10.14 | (3.6) | 30,767.7 | 0.8 |

Source: Bloomberg (* in Local Currency) (** GCC Top gainers/ losers derived from the S&P GCC Composite Large Mid Cap Index)

| QSE Top Gainers | Close* | 1D% | Vol. '000 | YTD% |
|---------------------------------|--------|-----|-----------|-------|
| Qatar General Ins. & Reins. Co. | 2.05 | 1.5 | 29.5 | 2.5 |
| Investment Holding Group | 1.32 | 0.7 | 26,922.9 | 7.3 |
| Aamal Company | 1.10 | 0.5 | 2,431.7 | 1.0 |
| Medicare Group | 8.50 | 0.1 | 232.5 | (0.0) |

| QSE Top Volume Trades | Close* | 1D% | Vol. '000 | YTD% |
|-----------------------------------|--------|-------|-----------|-------|
| Salam International Inv. Ltd. | 0.93 | (2.2) | 34,708.8 | 13.6 |
| Investment Holding Group | 1.32 | 0.7 | 26,922.9 | 7.3 |
| Mazaya Qatar Real Estate Dev. | 0.91 | (0.4) | 17,841.1 | (1.6) |
| Qatar Aluminium Manufacturing Co. | 2.06 | (1.9) | 14,482.2 | 14.4 |
| Mesaieed Petrochemical Holding | 2.67 | (2.3) | 9,974.6 | 27.5 |

| QSE Top Losers | Close* | 1D% | Vol. '000 | YTD% |
|------------------------------------|--------|-------|-----------|-------|
| Qatar Cinema & Film Distribution | 3.38 | (9.8) | 1.0 | (4.9) |
| Dlala Brokerage & Inv. Holding Co. | 1.36 | (4.2) | 3,764.4 | 10.3 |
| Qatari Investors Group | 2.23 | (2.8) | 990.3 | 0.2 |
| Gulf International Services | 1.68 | (2.8) | 8,365.0 | (2.1) |
| Qatar Navigation | 8.16 | (2.8) | 952.9 | 6.9 |

| QSE Top Value Trades | Close* | 1D% | Val. '000 | YTD% |
|-----------------------------------|--------|-------|-----------|------|
| Industries Qatar | 17.95 | (1.9) | 70,857.4 | 15.9 |
| Investment Holding Group | 1.32 | 0.7 | 35,601.4 | 7.3 |
| Salam International Inv. Ltd. | 0.93 | (2.2) | 32,666.2 | 13.6 |
| Qatar Aluminium Manufacturing Co. | 2.06 | (1.9) | 29,941.6 | 14.4 |
| Mesaieed Petrochemical Holding | 2.67 | (2.3) | 26,604.8 | 27.5 |

| Regional Indices | Close | 1D% | WTD% | MTD% | YTD% | Exch. Val. Traded (\$ mn) | Exchange Mkt. Cap. (\$ mn) | P/E** | P/B** | Dividend Yield |
|------------------|-----------|-------|-------|-------|-------|---------------------------|----------------------------|-------|-------|----------------|
| Qatar* | 12,637.36 | (1.3) | (1.3) | 1.1 | 8.7 | 124.04 | 197,380.0 | 17.0 | 1.8 | 2.4 |
| Dubai* | 3,257.49 | 0.2 | 0.2 | 1.7 | 1.9 | 65.87 | 112,993.8 | 16.2 | 1.1 | 2.4 |
| Abu Dhabi* | 8,998.45 | 0.8 | 0.8 | 3.4 | 6.0 | 344.27 | 442,588.2 | 23.3 | 2.4 | 2.8 |
| Saudi Arabia | 12,029.04 | (2.0) | (2.0) | (2.0) | 6.6 | 2,038.61 | 2,783,646.4 | 24.8 | 2.5 | 2.2 |
| Kuwait | 7,418.42 | (0.8) | (0.8) | 0.9 | 5.3 | 230.19 | 143,168.9 | 20.2 | 1.7 | 2.1 |
| Oman | 4,087.67 | (0.1) | (0.1) | (0.7) | (1.0) | 11.37 | 18,960.9 | 11.0 | 0.8 | 3.9 |
| Bahrain | 1,872.13 | 0.3 | 0.3 | 3.4 | 4.2 | 6.69 | 30,052.8 | 9.0 | 0.9 | 3.3 |

Source: Bloomberg, Qatar Stock Exchange, Tadawul, Muscat Securities Market and Dubai Financial Market (** TTM; * Value traded (\$ mn) do not include special trades, if any; *Data as of February 11, 2022)

Qatar Market Commentary

- The QE Index declined 1.3% to close at 12,637.4. The Transportation and Insurance indices led the losses. The index fell on the back of selling pressure from Arab shareholders despite buying support from Qatari, GCC and foreign shareholders.
- Qatar Cinema & Film Distribution and Dlala Brokerage & Inv. Holding Co. were the top losers, falling 9.8% and 4.2%, respectively. Among the top gainers, Qatar General Ins. & Reins. Co. gained 1.5%, while Investment Holding Group was up 0.7%.
- Volume of shares traded on Sunday fell by 40.1% to 182.6mn from 304.7mn on Thursday. However, as compared to the 30-day moving average of 172.1mn, volume for the day was 6.1% higher. Salam International Inv. Ltd. and Investment Holding Group were the most active stocks, contributing 19.0% and 14.7% to the total volume, respectively.

| Overall Activity | Buy %* | Sell %* | Net (QR) |
|-------------------------|---------------|---------------|-----------------------|
| Qatari Individuals | 50.70% | 51.79% | (4,888,416.0) |
| Qatari Institutions | 23.21% | 16.88% | 28,777,990.8 |
| Qatari | 74.01% | 68.67% | 23,889,574.8 |
| GCC Individuals | 0.89% | 1.24% | (1,549,378.8) |
| GCC Institutions | 3.65% | 1.87% | 7,981,967.9 |
| GCC | 4.54% | 3.10% | 6,432,589.1 |
| Arab Individuals | 11.96% | 18.74% | (30,356,085.4) |
| Arab Institutions | 0.00% | 0.00% | - |
| Arab | 11.96% | 18.74% | (30,356,085.4) |
| Foreigners Individuals | 3.34% | 4.78% | (6,481,699.0) |
| Foreigners Institutions | 6.16% | 4.70% | 6,515,620.6 |
| Foreigners | 9.49% | 9.48% | 33,921.6 |

Source: Qatar Stock Exchange (*as a % of traded value)

Earnings Releases and Earnings Calendar

Earnings Releases

| Company | Market | Currency | Revenue (mn) 4Q2021 | % Change YoY | Operating Profit (mn) 4Q2021 | % Change YoY | Net Profit (mn) 4Q2021 | % Change YoY |
|------------------------------|--------------|----------|---------------------|--------------|------------------------------|--------------|------------------------|--------------|
| Tanmiah Food Co. | Saudi Arabia | SR | 414.5 | 24.9% | (1.1) | N/A | (12.4) | N/A |
| Fujairah Cement Industries* | Abu Dhabi | AED | 420.0 | -24.7% | 9.3 | -70.3% | (102.7) | N/A |
| Oman Telecommunications Co.* | Oman | OMR | 2,408.3 | -4.1% | - | - | 233.6 | - |
| Delmon Poultry Company* | Bahrain | BHD | 15.5 | 5.0% | 0.2 | -77.4% | 0.3 | -70.7% |

Source: Company data, DFM, ADX, MSM, TASI, BHB. (*Financial for FY2021)

Earnings Calendar

| Tickers | Company Name | Date of reporting 4Q2021 results | No. of days remaining | Status |
|---------|--|----------------------------------|-----------------------|--------|
| ORDS | Ooredoo | 14-Feb-22 | 0 | Due |
| BRES | Barwa Real Estate Company | 15-Feb-22 | 1 | Due |
| GISS | Gulf International Services | 17-Feb-22 | 3 | Due |
| SIIS | Salam International Investment Limited | 20-Feb-22 | 6 | Due |
| DOHI | Doha Insurance Group | 20-Feb-22 | 6 | Due |
| MCGS | Medicare Group | 21-Feb-22 | 7 | Due |
| MPHC | Mesaieed Petrochemical Holding Company | 21-Feb-22 | 7 | Due |
| MERS | Al Meera Consumer Goods Company | 22-Feb-22 | 8 | Due |
| WDAM | Widam Food Company | 23-Feb-22 | 9 | Due |
| DBIS | Dlala Brokerage & Investment Holding Company | 23-Feb-22 | 9 | Due |
| QATI | Qatar Insurance Company | 27-Feb-22 | 13 | Due |
| AKHI | Al Khaleej Takaful Insurance Company | 28-Feb-22 | 14 | Due |
| QOIS | Qatar Oman Investment Company | 3-Mar-22 | 17 | Due |
| QFBQ | Qatar First Bank | 23-Mar-22 | 37 | Due |

Source: QSE

Qatar

- QEWS posts 136.5% YoY increase but 25.4% QoQ decline in net profit in 4Q2021, below our estimate** – Qatar Electricity & Water Company's (QEWS) net profit rose 136.5% YoY (but declined 25.4% on QoQ basis) to QR291.9mn in 4Q2021, below our estimate of QR311.2mn (variation of -6.2%). The company's revenue came in at ~QR635mn in 4Q2021, which was almost flat on YoY basis (-0.7% QoQ). EPS amounted to QR1.33 in FY2021 as compared to QR1.05 in FY2020. QEWS recorded revenue of QR 2,475mn in FY2021 (decrease of 4% compared to FY2020) and net profit of QAR 1,468mn compared to a net profit of QAR 1,158mn for the same period in 2020. During the year, QEWS' market share in Qatar in the supply of electricity was 61% and desalinated water was 70%; successful continuation to focus on the renewable energy domain in 2021 through Siraj Energy, and aiming to expand into international markets through its subsidiary Nebras Power. QEWS remains to be in an excellent financial position with a strong credit rating of 'A1' with stable outlook from Moody's. The BOD has recommended a dividend per share of QAR 0.80 to be approved at the Annual Shareholders General Assembly on 14 March 2022. Total dividend payment will be QR880mn, which is 60% of the net profit of the company. Operating profits amounted to QR1,036mn compared to QAR 782mn during the same period in 2020. Cash flows from operations remain strong when compared to the same period in the previous year. QEWS recorded operational cash flows of QAR 1,235mn compared to operational cash flows of QAR 1,169mn during the same period in the previous year. (QSE)
- QNB Group's General Assembly approves distribution of 55% cash dividend** – QNB Group, the largest financial institution in the Middle East and Africa, held its Ordinary and Extraordinary General Assembly Meetings yesterday, in which the Group's Board of Directors discussed key achievements in 2021 and the business plan for 2022. The General Assembly approved the Group's audited financial statements for the year ended 31 December 2021 and a recommendation by the Board of Directors to distribute a cash dividend of 55 percent of the nominal share value (representing QR0.55 per share). The General Assembly also approved the appointment of KPMG as External Auditors for the year 2022. Addressing the meeting, Chairman of QNB Group's Board of Directors H E Ali Ahmed Al Kuwari, presented an overview of the Group's activities and financial results of the year ended 31 December 2021, and shared the action plan for 2022. (Peninsula Qatar)
- Ezdan Real Estate unveils plan to develop 17 villages in 2022** – In the course of its strategy to continuously improve and develop its services, Ezdan Real Estate Company, the major real estate developer, unveiled an integrated multi-tiered plan for the comprehensive development of about 17 villages and compounds to take place in 2022, including residential villages in Al Wakra and Al Wukair and residential buildings in Doha, entailing construction works. The revamp works will include flooring replacement, wall paints, full-range maintenance operations for buildings, as well as replacing most furniture, electrical appliances and air conditioners. Commenting on such running works, Hani Dabash, the Deputy Group CEO of Ezdan Holding Group, said: "In fact, we have developed an integrated plan whose main objective is to enhance the satisfaction of our customers. The planned operations will cover structures, furniture, electrical appliances, air conditioners, etc., and therefore we have brought forth the plan, which is implemented in successive stages, and will be carried out in 17 residential villages during the current year. We expect to reap the first successful results of the development process as soon as we announce the completion of works in our properties." (Peninsula Qatar)
- First two phases of Hamad Port Container Terminal 2 made fully operational** – QTerminals has started full-scale operations of the first and second phases of Hamad Port Container Terminal 2 (CT2). The initial operation was launched in December 2020 by Prime Minister and Minister of Interior HE Sheikh Khalid bin Khalifa bin Abdulaziz Al Thani. The development of CT2, which was completed within budget and within the timetable set out, despite the difficulties posed by the COVID-19 pandemic, is one of the major development stages of the Phase 2 of Hamad Port. (Peninsula Qatar)

- Qatar Oman Investment Company to disclose its annual financial results on March 03** – Qatar Oman Investment Company announced to disclose its financial statement for the period ending 31 December 2021 on 03/03/2022. (QSE)
- Qatar's tech startup investments up 254% to QR78.1mn in 2021** – Qatar's tech startups are witnessing a significant growth in the value of investments raised amid growing investor confidence in the country's startup ecosystem. Tech startup investments here grew by 254 percent from QR22mn (across 24 deals) in 2020 to QR78.1mn (across 19 deals) in 2021, according to the latest KPMG report on 'Tech Startup Investments Round Up' for Mena region. The report added that tech startups in Qatar raised about 255 percent of their total capital between 2020 and 2021. Top five tech startup deals in the country last year include delivery services company Snoonu, which has raised \$5mn (QR18.2mn) Series A funding by investors led by its strategic partner Qatar Development Bank (QDB), with the participation of multiple investors. Food and beverages firm Else Labs followed, with a \$3m (QR10.9m) Series A funding raised by an undisclosed investor/investors. (Peninsula Qatar)
- Commercial Bank launches new exclusive Premium Lounges** – Commercial Bank, once again leads the way in redefining the banking experience for premium customers, with the launch of its exclusive CB Premium Lounge, which recently opened on D-Ring Road. It offers an extremely personalized and luxurious level of service for Private Banking and Sadara clients, where they can access a full range of banking services and advisory solutions in the privacy and comfort of a private suite. It is co-located with a large share trading lounge from the Bank's brokerage service Commercial Bank Financial Services. (Peninsula Qatar)

International

- Fed rush to catch up on inflation raises recession risks in US** – The Federal Reserve faces a growing risk of making a policy mistake, tipping the economy into a recession, as it confronts decades-high inflation that's proving more persistent and broad-based than policy makers expected. After holding interest rates near zero since the start of the pandemic, Fed Chair Jerome Powell and his colleagues are poised to embark on a credit-tightening campaign next month, with some economists forecasting an outsized half percentage-point increase to start the cycle. The danger is that, with price gains far above its 2% target, the Fed will be pressured into overdoing it - pushing the economy into a downturn by rapidly raising borrowing costs for consumers and companies, and cratering financial markets that have grown used to its ultra-expansionary monetary policy. At the same time, fiscal policy also will be acting as a damper on growth. As prices for everything from gasoline to rent have surged, support has waned for President Joe Biden's push to reshape the economy by strengthening social investments, with his poll numbers sliding. Economists from both sides of the political spectrum see rising risks of a recession. Former Fed Governor Lawrence Lindsey, who served in the White House under Republican President George W Bush, puts the odds of a downturn by the end of next year at above 50% - triggered by a meltdown on Wall Street. "When you're wrong in one direction and you're painfully wrong, you're going to have to end up with too much heavy lifting to go in the other direction," Lindsey, who now heads his own consulting firm, said of what he sees as the Fed's delay in recognizing and responding to the budding inflation problem. (Gulf-Times.com)
- BoE to raise rates again in March, inflation to peak soon after** – The Bank of England will raise interest rates faster than previously thought to tame surging inflation, according to economists polled by Reuters who significantly upgraded their forecasts for consumer price rises. A near 30-year high inflation rate in December pressured Britain's central bank to raise rates for a second meeting in a row earlier this month, taking Bank Rate to 0.50%. But nearly half of the Monetary Policy Committee (MPC) members voted for a hike to 0.75%, making further tightening next month more likely. Nearly two-thirds of respondents in the Feb. 7-11 poll, or 25 of 40, expected a 25 basis points increase in Bank Rate to 0.75% at the conclusion of the next MPC meeting on March 17. That would mark the first time the Bank has raised rates at three meetings in a row since 1997. A slim majority, 21 of 41, forecast a further increase to 1.00% next quarter. That is well behind financial markets, which are pricing in the bank to make a cumulative 75 basis points of increases at its March and May

meetings. In a poll taken last month, only one further increase was expected this year - in the third quarter - showing how quickly rate expectations are changing. "A combination of higher inflation, a resilient labour market, and better-than-expected Omicron data warrants a continuation of the hiking cycle that began in December," said Michal Stelmach, senior economist at KPMG. (Reuters)

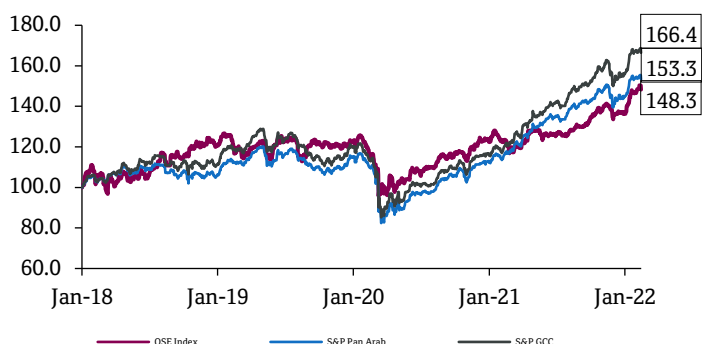
- UK employers plan biggest pay rises in nearly 10 years** – British employers expect to raise staff pay by the most in at least nine years but the 3% wage deals for workers would still be below fast-rising inflation, according to a survey published on Monday. With the Bank of England fearing a wage-price spiral from Britain's tight labour market, the Chartered Institute of Personnel and Development (CIPD) suggested companies were not breaking the bank to counter their recruitment problems. Planned median annual pay settlements in 2022, including private and public employers, rose to 3.0% from 2.0% three months earlier, its highest since the CIPD started using its current methodology in the winter of 2012/13. The BoE is monitoring the labour market as it considers how much more interest rates need to rise from their all-time, coronavirus-emergency low. The central bank raised borrowing costs in December and earlier this month, as it forecast that consumer price inflation would peak at about 7.25% in April and average 5.75% over 2022. It forecast earnings for workers would go up by 3.75% this year, leaving households facing their biggest post-inflation income squeeze in 30 years. The BoE was also influenced by its own survey of employers which showed businesses planned pay settlements of close to 5% in 2022 - a much bigger average pay rise than other surveys have shown to date. (Reuters)

Regional

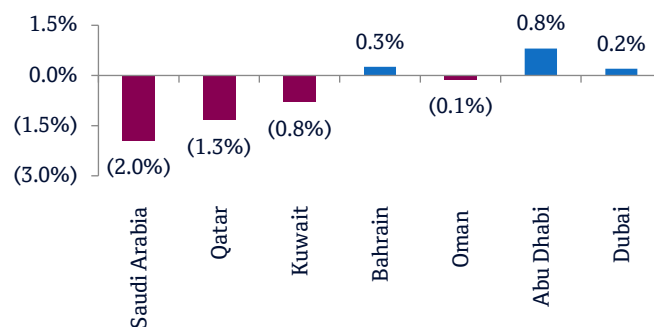
- Expectations of sustainable growth for the Gulf real estate sector in 2022** – The Kuwait Financial Center indicated in its series of reports on the "Real Estate Sector Outlook for 2022" in Saudi Arabia, Kuwait and the UAE that the sector will continue to recover after the Corona pandemic and achieve sustainable growth in 2022. Markaz reports, whose copy was received by Mubasher on Sunday, contained a thorough analysis of the performance of the real estate sector in the Middle East and North Africa during the second half of 2021, and included a breakdown of the main reforms and the most important events and developments affecting the new and emerging trends in the sector. The reports were prepared based on the "total real estate index" of Markaz. It aims to assist investors in evaluating the real estate sector in the Gulf Cooperation Council countries; Based on a set of different economic factors such as oil and non-oil GDP growth, the level of inflation, job creation, population growth, and other factors. The reports revealed that the real estate sector in the Gulf Cooperation Council countries is expected to witness stability and then a remarkable improvement in 2022; Due to various factors, most notably the rise in oil prices, expectations of a rise in general economic growth, and supportive government measures. (Bloomberg)
- RJHI posts 39.2% YoY rise in net profit to SR14,746mn in FY2021** – Al Rajhi Bank (RJHI) recorded net profit of SR14,746mn in FY2021, an increase of 39.2% YoY. Total operating profit rose 24.1% YoY to SR25,716mn in FY2021. Total income for special commissions/investments rose 23.4% YoY to SR21,442mn in FY2021. Total assets stood at SR623.7bn at the end of December 31, 2021 as compared to SR468.8bn at the end of December 31, 2020. Loans and advances stood at SR452.8bn (+43.4% YoY), while Clients' deposits stood at SR512.1bn (+33.8% YoY) at the end of December 31, 2021. EPS came in at SR5.9 in FY2021 as compared to SR4.24 in FY2020. (Tadawul)
- Saudi Arabia transfers Aramco shares worth \$80bn to state fund** – Saudi Arabia's Crown Prince Mohammed bin Salman has transferred 4% of Saudi Aramco shares worth \$80bn to the kingdom's sovereign wealth fund, the government said on Sunday. The shares will bolster the Public Investment Fund's (PIF) strong financial position and high credit ratings in the medium term, the crown prince said in a statement. The fund is the prince's vehicle of choice to transform the Saudi economy and diversify away from oil revenues. The state remains the largest shareholder in Saudi Aramco after the transfer process, as it retains more than 94% of the company's shares, the statement said. The transfer of existing shares would help to boost PIF's assets under management, which are targeted

to grow to about SR4tn (\$1.07tn) by the end of 2025, it added. Saudi Aramco said in a statement the transfer was a private transaction between the government and the state fund. "The company is not a party to the transfer and did not enter into any agreements or pay or receive any proceeds from that transfer," it said. (Reuters)

- Arabian Drilling Company successfully execute its first capital market transactions** – Arabian Drilling Company, a major drilling company in Saudi Arabia, has successfully raised SR2.0bn (c. USD533mn) from the local debt capital market. The transaction attracted massive demand from various investors group. Final order booked reached more than SR5.5bn which allowed the company to increase the issuance size from original plan of less than SR1.6bn to SR2.0bn. The demand also allowed the Sukuk pricing to land @ Sibor+1.60% which was the low end of price guidance for 5 years tenor. HSBC Saudi Arabia acted as Lead Coordinator of the transaction and the company appointed HSBC Saudi and Fransi Capital as the joint lead managers for the issuance. Riyadh Capital was appointed as the Sukuk holders agent and payment administrator. (Zawya)
- Stadium capacity increased to 100% for football matches in UAE** – The UAE Football Association (UAEFA) has made, in coordination with the National Emergency Crisis and Disaster Management Authority and the UAE Pro League, an update to the stadium entry protocol, whereby, spectators of all football matches will be allowed at 100% capacity. Entry will only be allowed to those aged 12 and above, whose Alhosn app shows green status, proving that they have received a UAE-approved COVID-19 vaccine, in addition to a negative result of a COVID-19 PCR test taken less than 96 hours from the matchday. (Zawya)
- Kuwait's Boubyan Bank gets approval for 12% capital increase** – Kuwaiti Boubyan Bank has got the capital market authority's approval for a capital increase of 12%, Kuwait's state news agency said on Sunday. (Reuters)
- Al Salam Bank posts 133.7% YoY rise in net profit to BHD21.4mn in FY2021** – Al Salam Bank recorded net profit of BHD21.4mn in FY2021, an increase of 133.7% YoY. Net operating income rose 11.9% YoY to BHD64.2mn in FY2021. Total assets stood at BHD2.7bn at the end of December 31, 2021 as compared to BHD2.3bn at the end of December 31, 2020. Financing assets stood at BHD0.8bn (-0.9% YoY), while Customers' current accounts stood at BHD0.5bn (+32.6% YoY) at the end of December 31, 2021. EPS came in at BHD9.1 in FY2021 as compared to BHD3.9 in FY2020. (Bahrain Bourse)

Rebased Performance


Source: Bloomberg

Daily Index Performance


Source: Bloomberg

| Asset/Currency Performance | Close (\$) | 1D% | WTD% | YTD% |
|--------------------------------------|------------|-------|--------|-------|
| Gold/Ounce | 1,858.76 | 1.7 | 2.8 | 1.6 |
| Silver/Ounce | 23.59 | 1.7 | 4.7 | 1.2 |
| Crude Oil (Brent)/Barrel (FM Future) | 94.44 | 3.3 | 1.3 | 21.4 |
| Crude Oil (WTI)/Barrel (FM Future) | 93.10 | 3.6 | 0.9 | 23.8 |
| Natural Gas (Henry Hub)/MMBtu | 3.92 | 0.5 | (26.6) | 7.1 |
| LPG Propane (Arab Gulf)/Ton | 126.50 | 2.0 | (1.4) | 12.7 |
| LPG Butane (Arab Gulf)/Ton | 155.25 | 2.3 | 1.6 | 11.5 |
| Euro | 1.14 | (0.7) | (0.9) | (0.2) |
| Yen | 115.42 | (0.5) | 0.1 | 0.3 |
| GBP | 1.36 | 0.1 | 0.2 | 0.2 |
| CHF | 1.08 | (0.1) | (0.1) | (1.5) |
| AUD | 0.71 | (0.4) | 0.9 | (1.7) |
| USD Index | 96.08 | 0.6 | 0.6 | 0.4 |
| RUB | 77.18 | 2.9 | 1.8 | 3.3 |
| BRL | 0.19 | (0.1) | 1.4 | 6.1 |

Source: Bloomberg

| Global Indices Performance | Close | 1D%* | WTD%* | YTD%* |
|----------------------------|------------|-------|-------|--------|
| MSCI World Index | 3,039.18 | (1.6) | (0.7) | (6.0) |
| DJ Industrial | 34,738.06 | (1.4) | (1.0) | (4.4) |
| S&P 500 | 4,418.64 | (1.9) | (1.8) | (7.3) |
| NASDAQ 100 | 13,791.15 | (2.8) | (2.2) | (11.8) |
| STOXX 600 | 469.57 | (1.2) | 1.1 | (3.6) |
| DAX | 15,425.12 | (1.0) | 1.6 | (2.2) |
| FTSE 100 | 7,661.02 | (0.2) | 2.4 | 4.2 |
| CAC 40 | 7,011.60 | (1.9) | 0.4 | (1.9) |
| Nikkei | 27,696.08 | 0.0 | 0.3 | (4.5) |
| MSCI EM | 1,240.51 | (0.8) | 1.6 | 0.7 |
| SHANGHAI SE Composite | 3,462.95 | (0.7) | 3.1 | (4.8) |
| HANG SENG | 24,906.66 | (0.1) | 1.2 | 6.4 |
| BSE SENSEX | 58,152.92 | (1.6) | (1.8) | (1.3) |
| Bovespa | 113,572.40 | 0.9 | 3.8 | 16.0 |
| RTS | 1,470.10 | (5.0) | 2.4 | (7.9) |

Source: Bloomberg (*\$ adjusted returns)



Contacts

QNB Financial Services Co. W.L.L.
Contact Center: (+974) 4476 6666
info@qnbfs.com.qa
Doha, Qatar

Saugata Sarkar, CFA, CAIA
Head of Research
saugata.sarkar@qnbfs.com.qa

Shahan Keushgerian
Senior Research Analyst
shahan.keushgerian@qnbfs.com.qa

Disclaimer and Copyright Notice: This publication has been prepared by QNB Financial Services Co. W.L.L. ("QNBFS") a wholly-owned subsidiary of Qatar National Bank (Q.P.S.C.). QNBFS is regulated by the Qatar Financial Markets Authority and the Qatar Exchange. Qatar National Bank (Q.P.S.C.) is regulated by the Qatar Central Bank. This publication expresses the views and opinions of QNBFS at a given time only. It is not an offer, promotion or recommendation to buy or sell securities or other investments, nor is it intended to constitute legal, tax, accounting, or financial advice. QNBFS accepts no liability whatsoever for any direct or indirect losses arising from use of this report. Any investment decision should depend on the individual circumstances of the investor and be based on specifically engaged investment advice. We therefore strongly advise potential investors to seek independent professional advice before making any investment decision. Although the information in this report has been obtained from sources that QNBFS believes to be reliable, we have not independently verified such information and it may not be accurate or complete. QNBFS does not make any representations or warranties as to the accuracy and completeness of the information it may contain, and declines any liability in that respect. For reports dealing with Technical Analysis, expressed opinions and/or recommendations may be different or contrary to the opinions/recommendations of QNBFS Fundamental Research as a result of depending solely on the historical technical data (price and volume). QNBFS reserves the right to amend the views and opinions expressed in this publication at any time. It may also express viewpoints or make investment decisions that differ significantly from, or even contradict, the views and opinions included in this report. This report may not be reproduced in whole or in part without permission from QNBFS.

COPYRIGHT: No part of this document may be reproduced without the explicit written permission of QNBFS.